

EZ METER**EZ-200** 

EZ-200 AUTOMATIC RX ANALYZER

The most sophisticated spectacle measuring system... is now the easiest to use.

3 Simple Steps

1 Insert Glasses.

Simply place the eyeglasses in the EZ Meter. The unique lens holding pins will hold the eyeglasses in place during the entire measurement. No more lens alignment is required!



2 Push the Measurement Button.

Press the measure button and the EZ-200 will automatically provide the **world's first** simultaneous measurement of both the left and right lenses. Measurement of single vision lenses (both right and left) takes only 5 seconds*, while progressive lenses take only 10 seconds*!

*Only measurement time



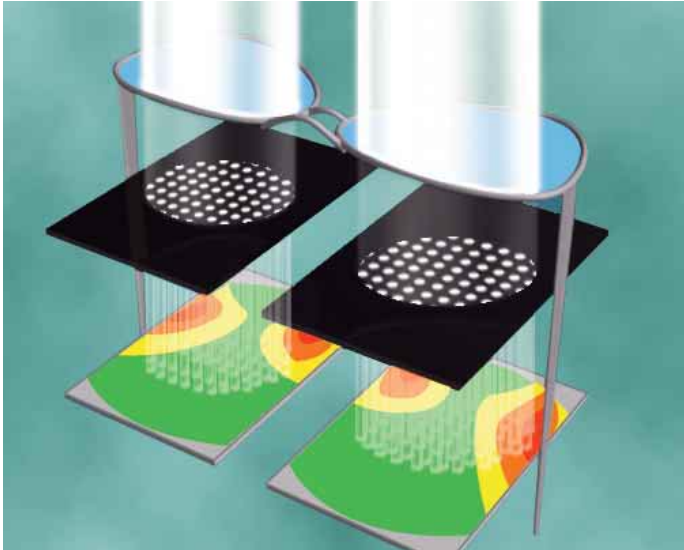
3 Obtain Measurement Results!

The EZ-200 will automatically display the measurement results on screen. Everything from lens detection to data printout is fully automatic, making this ideal instrument for use in busy clinics and private offices.

Because the EZ-200 requires absolutely no prior optical experience, anyone can obtain accurate repeatable measurements in just a few seconds.



EZ METER
EZ-200



HARTMANN SHACK SENSOR

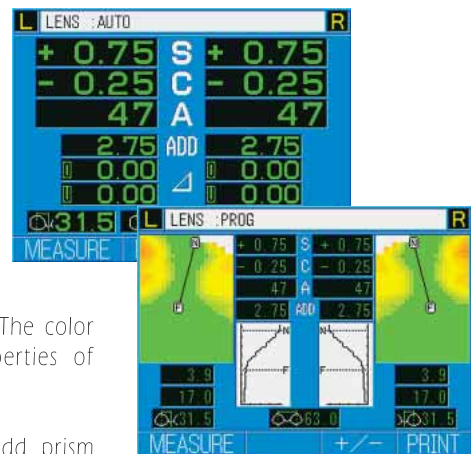
The EZ-200 employs a Hartmann Shack Sensor. Through the Hartmann Shack plate, the entire lens area can be scanned at once. Compared to manual alignment with a conventional lensmeter, this improved method is faster, more efficient. Automatic sensing over a wider measuring area reduces the chance of missing measurement points and provides repeatable measurements that are not dependant on the operator's skill.

EASY DATA READING

Screens switch automatically according to the lens specifications. With single vision lenses, data is displayed in large figures. When measuring progressive lenses, far/near and the progressive areas are displayed as a color map for easier interpretation. The color map is a remarkable help in interpreting the properties of progressive lenses.

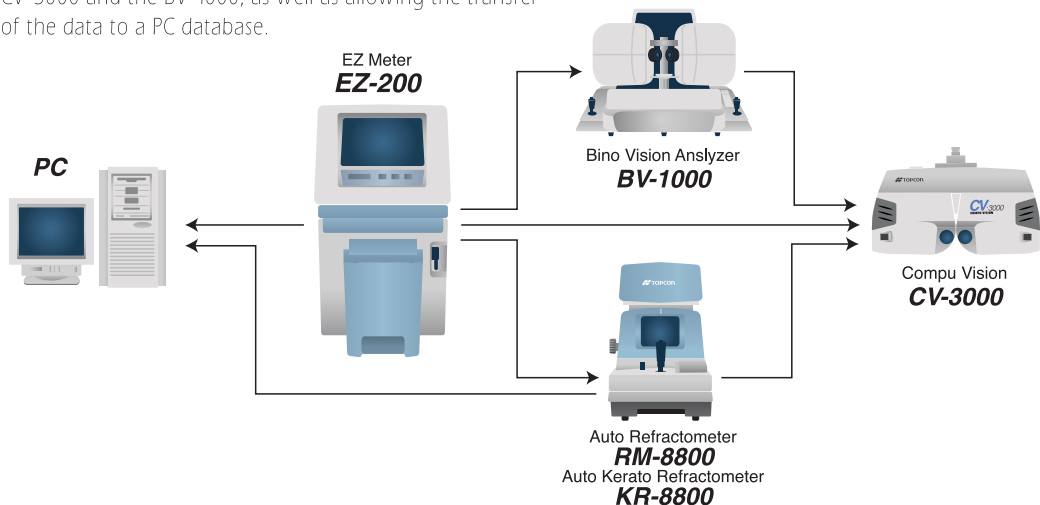
A color LCD screen provides a clear reading of S, C, A, add, prism and PD data. Progressive area and progressive distribution as well as spherical contour are displayed clearly through the mapping module.

Analyzing the measurement value is not necessary, as the specifications of the lenses are instantly shown with one glance of the measurement screen.



SYSTEM CHART

The EZ-200 employs a RS232C and USB interface. It can be connected to Topcon refraction systems such as the CV-3000 and the BV-1000, as well as allowing the transfer of the data to a PC database.



00 **NEW**

SPECIFICATIONS : EZ-200

Measurement Range	Spherical Power: 0 to $\pm 1.5D$ (0.25D steps)
	Cylindrical Power: 0 to $\pm 1.0D$ (0.25D steps)
	Cylindrical Axis: 0° to 180° (1°step)
	Prismatic Power: 0 to 10 Δ (at PD 64 mm)
	ADD Power: 0 to 10D
	PD Range: 48 to 80 mm (hPD 24 to 40 mm)
Measurement Area	24 x 44mm (each for left & right)
Measurement Time	Single Lenses (5 sec.) *only measurement time
	Progressive Lenses (10 sec.) *only measurement time
Light Source	LED 623nm
Monitor	5.7 inches LCD Color
	Indication:R/L, S,C A., Add, hPD, PD, Progressive Area Map (24x44mm)
External Interface	RS-232C (IN/OUT) & USB (Ver.2.0) (OUT)
Power Consumption	60VA
Power Supply	AC (120 to 240V)
Dimensions	200(W) x 260(D) x 410(H) mm
Weight	12 Kg

*Subject to change in design and/or specifications without advanced notice.

IMPORTANT

In order to obtain the best results with this instrument, please be sure to review all user instructions prior to operation.



Certificate No.JP00/18661QA
TOPCON CORPORATION



Certificate No.EC97J1081
TOPCON CORPORATION



TOPCON CORPORATION

75-1 Hasunuma-cho, Itabashi-ku, Tokyo 174-8580, Japan. Phone: 3-3558-2520 Fax: 3-3960-4214 www.topcon.co.jp

TOPCON MEDICAL SYSTEMS, INC.
37 West Century Road, Paramus, NJ 07652, U.S.A.
Phone: 201-261-9450 Fax: 201-387-2710 www.topcon.com

TOPCON CANADA INC.
110 Provencher Avenue, Boisbriand QC J7G 1N1, CANADA
Phone: 450-430-7771 Fax: 450-430-6457 www.topcon.ca

TOPCON EUROPE B.V.
Essebaan 11, 2908 LJ Capelle a/d IJssel, THE NETHERLANDS
Phone: 010-4585077 Fax: 010-4585045 www.topcon-europe.com

ITALY OFFICE
Via Montalcone 39, 20092 Cinisello B. mo(MI), ITALY
Phone: 02-61-25-583 Fax: 02-61-25-927 www.topcon.it

DENMARK OFFICE
Ringstedvej 125, DK-4000 Roskilde, DENMARK
Phone: 046-327500 Fax: 046-327555

IRELAND OFFICE
Unit 69 Western Parkway Business Centre,
Lower Ballymount Road, Dublin 12, IRELAND
Phone: 01460-0021 Fax: 01460-0129

TOPCON S.A.R.L.
89, Rue de Paris 92585 Clichy, Cedex, FRANCE
Phone: 01-41069494 Fax: 01-47390251

TOPCON DEUTSCHLAND G.m.b.H.
Glieserallee 31-33, D-47877 Willich, Germany
Phone: 02154-8850 Fax: 02154-885111 www.topcon.de

TOPCON SCANDINAVIA A.B.
Neogatan 2 S-43151 Molndal, SWEDEN
Phone: 31-7109200 Fax: 31-7109249

TOPCON ESPAÑA S.A.
Frederic Mompou 5, ED. Euro 3, 08960 Sant Just Desvern Barcelona, SPAIN
Phone: 34-93-4734057 Fax: 34-93-4733932 www.topcon.es

TOPCON (GREAT BRITAIN) LTD.
Topcon House, Kennet Side, Bone Lane, Newbury,
Berkshire RG14 5PX United Kingdom
Phone: 01635-551120 Fax: 01635-551170 www.topcon.co.uk

TOPCON SOUTH ASIA PTE.LTD.
Blk 192 Pandan Loop, 407-01 Pantech Industrial Complex, Singapore 128381
Phone: 62780222 Fax: 62733540 www.topcon.com.sg

TOPCON AUSTRALIA PTY.LTD.
Unit 18,4 Avenue of Americas Newington NSW 2127 AUSTRALIA
Phone: 02-8748-8777 Fax: 02-9647-2926 www.topcon.com.au

TOPCON INSTRUMENTS (MALAYSIA) SDN. BHD.
Excella Business Park Block C,1st Floor,Jalan Ampang Putra,
Taman Ampang Hilir, 55100 Kuala Lumpur, MALAYSIA
Phone: 03-42701192 Fax: 03-42704508

TOPCON INSTRUMENTS (THAILAND) CO.,LTD.
77/162 Sinn Sathorn Tower, 37th Floor, Krungthoburi Road,
Klongtongnai, Klongsarn,Bangkok 10600 THAILAND
Phone: 02-440-1152-7 Fax: 02-440-1158

TOPCON KOREA CORPORATION
2F Yoseoung Bldg., 1595-3, Seocho-Dong, Seocho-Gu, Seoul, 137-876, Korea
Phone: 2-2055-0321-7 Fax: 2-2055-0319 www.topcon.co.kr

TOPCON OPTICAL (H.K.) LTD.
2/F, Meeco Industrial Bldg., No.53-55 Au Pui Wan Street,
Fo Tan Road, Shatin, N.T., Hong Kong
Phone: 852-2690-1328 Fax: 852-2690-2221 www.topcon.com.hk

TOPCON CORPORATION BEIJING OFFICE
Room 8A Poly Plaza Building, 14 Dongzhimen
Nandajie, Dongcheng District, Beijing, 100027 CHINA
Phone: 10-6501-4191-2 Fax: 10-6501-4190

TOPCON CORPORATION SHANGHAI OFFICE
Room 901-903 Lippo Plaza No.222 Huai Hai Zhong Lu Shanghai, 20021 CHINA
Phone: 21-62701877 Fax: 21-53966485

TOPCON CORPORATION BEIRUT OFFICE
P.O. BOX 70-1002 Antelias, BEIRUT-LEBANON
Phone: 961-4-523525/523526 Fax: 961-4-521119

TOPCON CORPORATION DUBAI OFFICE
C/O Atlas Medical FZCO., P.O.BOX 54304, C-25,
Dubai Airport Free Zone,United Arab Emirates
Phone: 971-4-2995900 Fax: 971-4-2995901